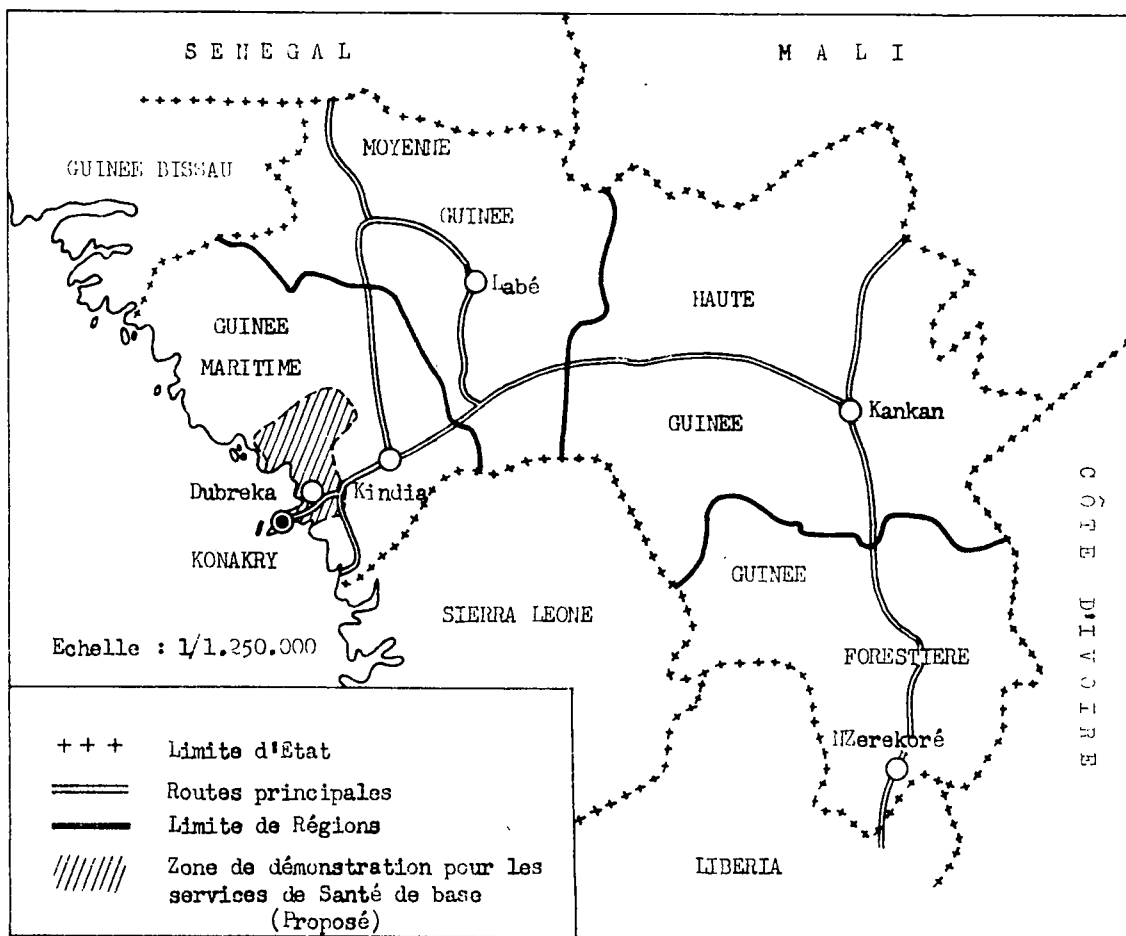




REPUBLIC OF GUINEA

Area: 245 000 km²
 Population: 5 450 700 Population density: 22/km²
 Medical officer at present responsible for smallpox eradication: Dr Gabriel Sultan
 Title: Director, National Preventive Medicine Service



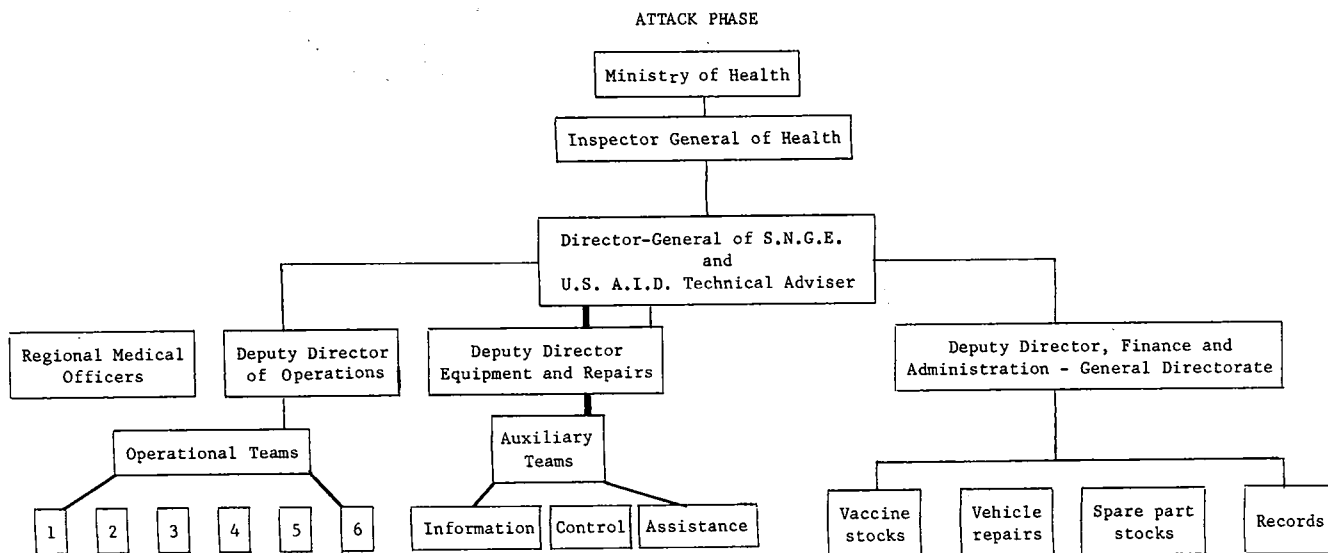
The issue of this document does not constitute formal publication. It should not be reviewed, abstracted or quoted without the agreement of the World Health Organization. Authors alone are responsible for views expressed in signed articles.

Ce document ne constitue pas une publication. Il ne doit faire l'objet d'aucun compte rendu ou résumé ni d'aucune citation sans l'autorisation de l'Organisation Mondiale de la Santé. Les opinions exprimées dans les articles signés n'engagent que leurs auteurs.

PART I. IMPLEMENTATION OF PROGRAMME, 1967-1971

1.1 Organization

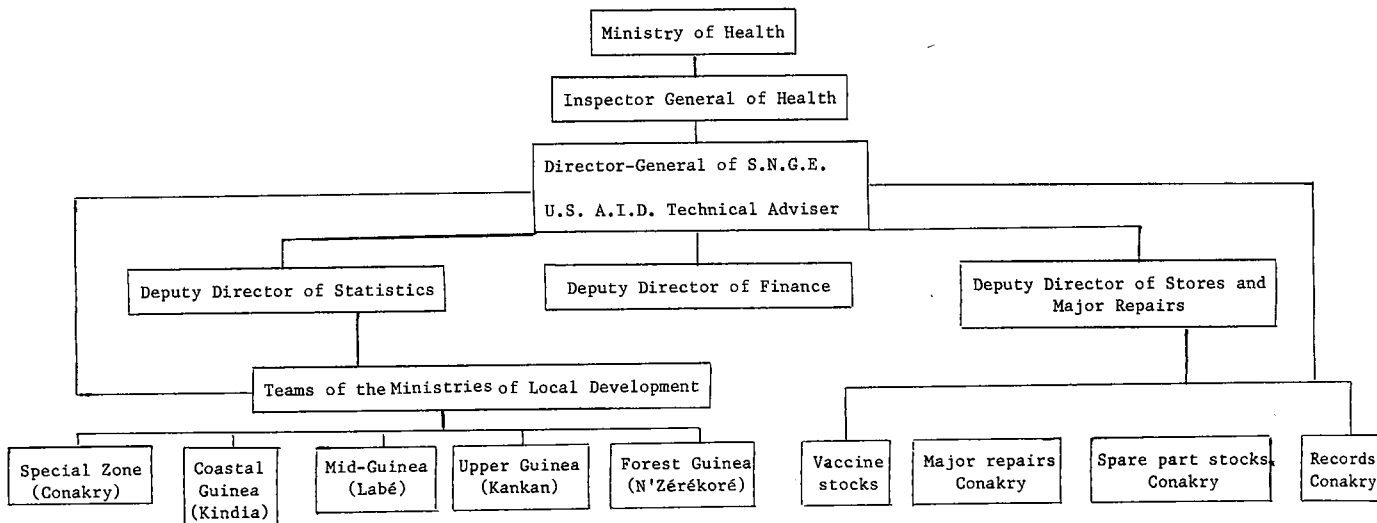
1.1.1 Diagram of the organizational structure used for the programme:



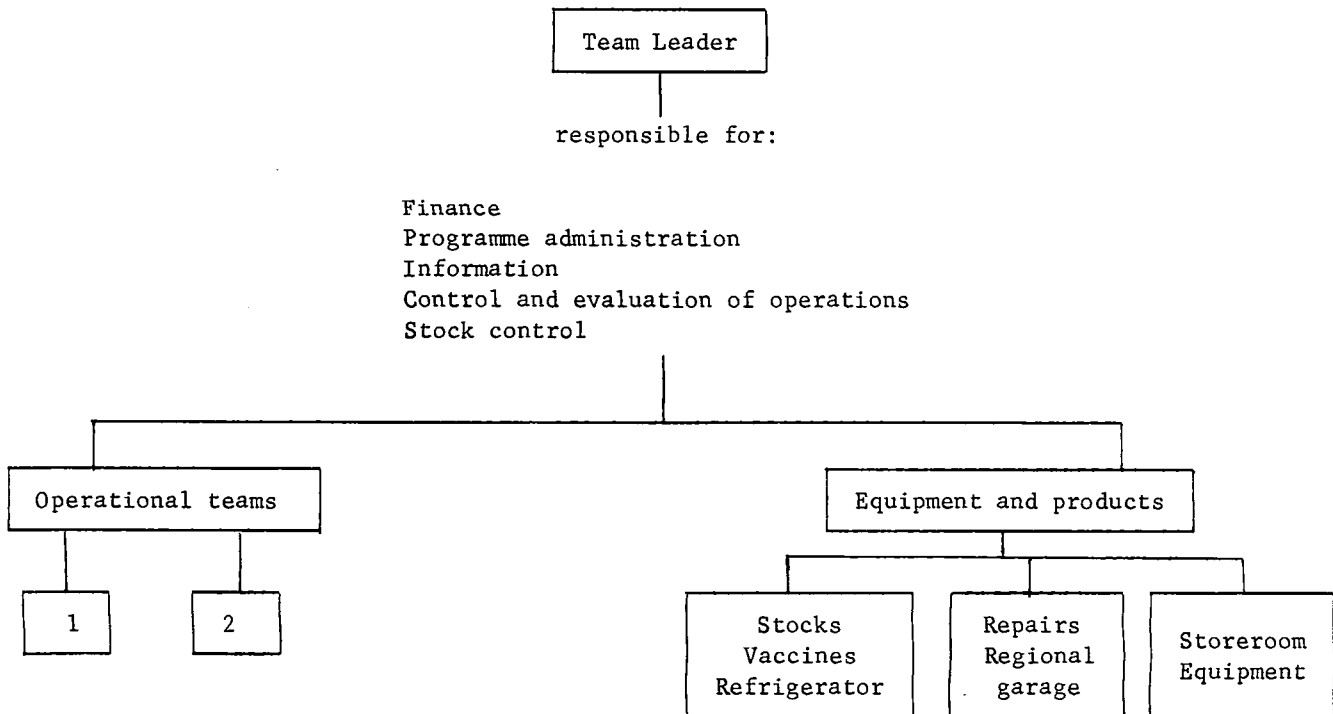
Composition of a team:

- | | |
|-----------------|-------------------|
| 1 Team leader | 1 Educator |
| 2 Vaccinators | 1 Driver |
| 1 Records clerk | 1 Local assistant |

MAINTENANCE PHASE



ORGANIZATION OF A MOBILE TEAM UNDER THE MINISTRY OF LOCAL DEVELOPMENT



Composition of a team:

- 1 team leader
- 2 vaccinators
- 1 records clerk
- 1 local assistant
- 1 driver

1.1.2 Number of non-mobile and mobile health units that took part in the programme (Table 1):

(a) non-mobile health units: 0

(b) mobile health units: 9 (national level), comprising 6 operational and 3 auxiliary units with the following tasks:

inform the public in order to motivate them;

supervise operations;

assist the teams that make up the sectors of the Communicable Diseases Service (formerly the Service for the Control of the Major Endemic Diseases, S.N.G.E.).

1.2 Vaccination programme

1.2.1 The programme was launched in December 1967 and continued for four years: the first two years were devoted to the immunization of the entire population, while the last two years constituted the consolidation phase when children born between the two vaccinations were vaccinated.

The vaccinations performed are as follows:

1967	1 063 589
1968	1 622 547
1969	1 433 788
1970	913 900
1971	1 190 242
Total:	<u>6 224 066</u> vaccinations

Vaccines used:

1967-1971, "USA" vaccines;

1972 to present time: freeze-dried vaccines from the Nénékaly Condetto Institute in Kindia (Republic of Guinea).

1.3 Surveillance and containment programme

1.3.1 Number of units providing weekly, monthly or annual returns, by district and province.

During the vaccination campaign (1967-1971), 60 health units provided reports:

- 29 medical regions;
- 29 communicable diseases sectors (formerly S.N.G.E. sectors), which are integrated but provided their reports separately;
- 2 national hospitals.

1.3.2 Means of communication

- from the notifying unit to the district; weekly and monthly reports;
- from the administrative region to the national level: official telegram, weekly and monthly reports.

1.3.3 Number of cases of smallpox reported from 1967 to 1971:

<u>Region</u>	<u>Number of cases reported</u>		
	<u>1967</u>	<u>1968</u>	<u>1969</u>
Kankan	23	-	-
Faranah	15	17	-
Dabola	38	26	-
Dinguiraye	4	-	-
Télimélé	32	-	-
Fria	102	22	-
Conakry	60	3	-
Boffa	88	26	-
Boké	-	69	1
Kindia	853	15	3
Dubréka	5	-	-
Forécariah	72	6	12
Gaoual	7	-	-
Mamou	197	36	-
Pita	34	14	-
Total:	<u>1 530</u>	<u>234</u>	<u>16</u>

Since 1969, no further cases of smallpox have been detected in the Republic of Guinea.

1.3.4 Villages or towns that reported one or more cases of smallpox in 1969 and 1970 (see map).

1.3.5 Epidemiological information on the last epidemic outbreaks:

Last epidemic outbreak in the Republic of Guinea: 1969

Place of outbreak: Forécariah

For list and details of the 16 cases (1968-1969) see Table 2.

Containment and control measures

To confirm that the epidemic outbreak had been interrupted, we isolated the patients and revaccinated the population of the locality and the surrounding villages.

The mobile health teams kept the area under special surveillance for a long time; they made regular visits, but no secondary cases, even suspected, were ever reported. The reports of the health units in the region concerned confirm this statement.

PART 2. SURVEILLANCE AND VACCINATION PROGRAMME, 1972-1975

2.1 Surveillance programme

2.1.1 Number of notifying units per district and per province state.

The Republic of Guinea has at present 1210 health units, which submit weekly and monthly reports. However, these reports pass through various levels. The only reports reaching the central level are:

- (a) two reports from each of the 30 medical regions: a report on curative medicine and a report from each of the 29 communicable disease services (formerly the S.N.G.E. sectors). Thus the number of health units at this level is 59.
- (b) Reports from the 5 mobile health teams of the Ministries of Local Development.
- (c) Reports from the 6 hospitals, comprising 4 national hospitals and 2 controlled by the mining companies.

This makes a total of 70 notifying units. This figure will be reduced to 13 when all the health structures that are planned become operational.

2.1.2 No notification of a confirmed or suspected case of smallpox reached the department in the years 1974-1975.

The suspicions mentioned in certain reports, letters or official telegrams between 1969 and 1971 are due to errors in diagnosis, since the special teams alerted by these reports visited the area in each case and invariably diagnosed chickenpox.

2.1.3 Suspected cases reported: none.

2.1.4 Deaths attributable to chickenpox:

- (1) In 1972, 22 cases of chickenpox were entered in the deaths column in error.
- (2) In 1973, there were 18 deaths out of 316 cases of chickenpox reported at Kindia. Since that date, no deaths due to chickenpox have been notified.

2.2 Vaccination programme (from 1972 to the present time)

2.2.1 The vaccination programme now comes under the National Preventive Medicine Service, under the authority of a National Director who controls all the activities with the assistance of the heads of his technical divisions.

The maintenance of smallpox eradication remains one of the objectives of this Service. Thus, vaccinations are performed every year, using freeze-dried vaccine from the Nénékaly Condetto Institute in Kindia. The figures are as follows:

1972	1 652 239
1973	617 895
1974	659 812
	<hr/>
Total:	2 929 946 vaccinations

These vaccinations are especially intended for areas where large and severe epidemics previously occurred.

TABLE 1. PRINCIPAL FIXED AND MOBILE HEALTH UNITS

Region	Hospitals				Dispensaries (district, rural, urban, Army, industrial, tuberculosis, maternal, school health)	Sleeping sickness/ leprosy hospitals	Mobile health teams	MCH centres	Paediatric centres	Total
	1st Category	2nd Category	3rd Category	Total						
Coastal Guinea										
Boké	1	1	0	2	36	1	0	1	2	44
Friai	1	1	0	2	12	1	0	1	2	20
Kindia	0	1	0	1	30	1	1	1	1	36
Dubrêka	0	0	1	1	36	1	0	1	1	41
Boffa	0	0	1	1	40	1	0	1	1	45
Forécariah	0	0	1	1	31	1	0	1	1	36
Conakry	2	0	0	2	57	1	1	12	2	77
Télimélé	0	0	1	1	37	1	0	1	1	42
Total	4	3	4	11	279	8	2	19	11	341
Central Guinea										
Mamou	0	1	0	1	30	1	0	1	1	35
Pita	0	1	0	1	36	1	0	1	1	41
Koundara	0	1	0	1	18	1	0	1	1	23
Labé	1	0	0	1	52	1	1	1	1	58
Dalaba	0	0	1	1	32	1	0	1	1	37
Gaoual	0	0	1	1	26	1	0	1	1	31
Mali	0	0	1	1	34	1	0	1	1	39
Tougué	0	0	1	1	40	1	0	1	1	45
Total	1	3	4	8	268	8	1	8	8	309
Upper Guinea										
Siguiri	0	1	0	1	40	1	0	1	1	45
Kouroussa	0	1	0	1	30	1	0	1	1	35
Faranah	0	1	0	1	44	1	0	1	1	49
Kankan	1	0	0	1	59	1	1	1	1	65
Dinguiraye	0	0	1	1	23	1	0	1	1	28
Dabola	0	0	1	1	32	1	0	1	1	37
Kérouané	0	0	1	1	16	1	0	1	1	21
Total	1	3	3	7	244	7	1	7	7	280
Forest Guinea										
N'Zérékoré	0	1	0	1	28	1	1	1	1	34
Macenta	0	0	1	1	41	1	0	1	1	46
Guéckédou	0	1	0	1	31	1	0	1	1	36
Kissidougou	0	1	0	1	62	1	0	1	1	67
Beyla	0	0	1	1	48	1	0	1	1	53
Yomou	0	0	1	1	21	1	0	1	1	26
Total	0	3	3	6	231	6	1	6	6	262
People's Army	0	0	0	0	18	0	0	0	0	18
Grand Total	6	12	14	32	1 040	29	5	40	32	1 210

TABLE 2. LAST CASES OF SMALLPOX

Serial number	First name & surname	Sex & year of birth	Father's first name	Hamlet or village	District	Date of onset of disease	Previously vaccinated		Comments
							Yes	No	
1	M'Mah Sylla	F/1942	Alsény	Kankouya Fassin	Moussayah	01/11/68		+	
2	Abou Yansané	M/1950	Soriba	"	"	17/11/68		+	Died
3	Massalé Yansané	M/1942	Mamadouba	"	"	27/11/68		+	
4	Bakaryba Fofana	M/1968	Fodé Aly	"	"	11/68		+	Died
5	Danrossou Fofana	M/1959	"	"	"	12/12/68		+	
6	Mabinty Fofana	F/1968	Soriba	"	"	30/12/68		+	
7	Bintia Camara	F/1955	Fodé	"	"	30/12/68		+	
8	Talata Doumbouya	M/1966	Bakaryba	"	"	12/68		+	Died
9	Dâh Touré	F/1963	Bangali	"	"	01/01/69		+	
10	Kanké Touré	F/1961	"	"	"	01/01/69		+	
11	Damayé Soumah	F/1968	Aly	"	"	03/01/69		+	
12	Morlaye Camara	M/1961	Fodé Sory	Dar-es-Salaam	"	05/01/69		+	

N.B. : There were four other cases, one at Boké and three at Kindia, for which details are not available.